

GIRLS' HIGH SCHOOL & COLLEGE, PRAYAGRAJ

SESSION:2024-2025

CLASS -7 (A,B,C,D,E,F,G)

HOLIDAY HOMEWORK

Note: Please clearly mention your Name, Class/Section and Admission Number on the projects.

SUBJECT – ENGLISH LANGUAGE PROJECT

INSTRUCTIONS: Parents are expected to ensure that the students use Friday Afternoon Comprehension and Composition book along with their English Grammar Book and/or the internet to write the project. They should use an inter-leaf assignment copy for the project and should be able to finish the assignment within 6-8 pages. Paste or draw relevant pictures. The project work must be neatly done involving student's creativity. Do as instructed in the class.

Activity1: Tell a Story (Past Tense)


- Look at the pictures in series of 1 -4.
- Write a Story in 10 lines related to the pictures.

Note: The Story should be in Past Tense. You have to choose only one out of the two series of pictures provided below.

Picture Series 1



Picture Series 2



Activity 2: Fishing for Adjectives

- Friday Afternoon
- Refer to the Lessons from the book, Friday Afternoon - A Wedding in Russia, Some More Please, The World in a Wall, The Canterville Ghost.
- Look for atleast 10 Adjectives
- List the Adjectives in a box on the Blankside .
- Pick any five Adjectives that you have listed and draw or stick coloured pictures of any thing, person, place, animal etc that they describe. These pictures can be of your choice and not necessarily from the lessons.
- Label the pictures along with the Adjectives that describe them.

SUBJECT - ENGLISH LITERATURE PROJECT

INSTRUCTIONS:

- The students should use an interleaf assignment notebook for writing the project.

Book : Poetry Magic

Poem : Winter

- Write three sentences about the winter described by the poet.
- Write about your favourite season. You must give reasons for your choice. Paste relevant pictures.

Poem : The Pelican Chorus

- Describe the home and lives of pelicans.
- Find out about the habitat of pelicans and cranes. Paste relevant pictures.

SUBJECT - हिन्दी परियोजना कार्य

निर्देश - अभिभावकों से अपेक्षा की जाती है कि वह यह सुनिश्चित करें कि छात्रा दिए गए निर्देशानुसार ही हिन्दी परियोजना कार्य पूर्ण करें। इसके लिए वह हिन्दी की पुस्तक और इंटरनेट का सहारा ले सकती है। यह परियोजना कार्य (project) एक असाइनमेंट पुस्तिका में

लगभग 8-10 पेज में किया जाना चाहिए। छात्रों को विषय से संबंधित चित्र अवश्य लगाना चाहिए।

- 1) आभार
- 2) विषय सूची

क्रम संख्या । पृष्ठ संख्या । विषय वस्तु । दिनांक । हस्ताक्षर।

परियोजना कार्य 01 -

- 1 - चन्द्रशेखर वेंकटरमन की जीवनी।
- 2 - भारतीय स्वतंत्रता सेनानियों का एक कोलाज बनाईए, जिसमें विभिन्न क्षेत्रों के प्रमुख स्वतंत्रता सेनानियों और उनके स्वतंत्रता संग्राम में योगदान को दर्शाया गया हो।

परियोजना कार्य 02 -

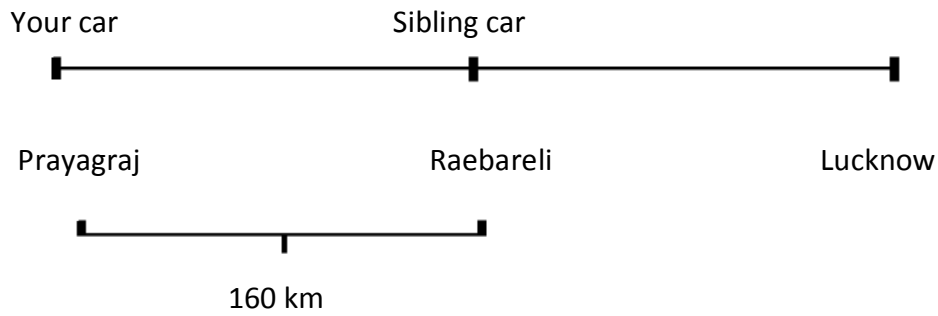
- 2- किन्हीं दस पर्यायवाची एवं दस विलोम शब्द चित्र सहित लिखिए।

SUBJECT- MATHEMATICS PROJECT

Instructions: Parents are expected to ensure that the child goes through the content and examples given in the text book to solve the questions given below. The project can be done in an interleaf copy.

TOPIC: RATIO AND PROPORTION

- 1) You have deposited a certain amount of pocket money in an account that earns a simple interest at an annual rate of 2%. If the money is deposited for 3 years. How much total interest and total amount will you earn?
- 2) The distance between Prayagraj and Raebareli is 160 km. Your car departs from Prayagraj and your sibling's car departs from Raebareli at the same time, heading towards Lucknow. The speed of your and sibling's car are 80 km/hr and 60 km/hr respectively. How long does your car take to catch up with your sibling's car?



- 3) In a Diwali sale, you have purchased 3 dresses for a certain amount and the price of each dress is reduced by 20%. Write the original price and then find the reduced price of the dresses in the following table.

S.No.	Name of Dress	Original Price	Reduced Price

- 4) Your parents plan to construct a drawing room with a floor area of your choice in square metres. If the length to width ratio is 4:3, find the dimensions of the room in metres.
- 5) You are preparing a cake for your birthday in which you will use 60% of flour, 15% sugar, 10% oil, 5% egg and 10% dry fruits. Calculate the weight (in grams) of each ingredient in tabular form.

SUBJECT - HISTORY PROJECT

TOPIC - THE MUGHAL EMPIRE

INSTRUCTIONS: Parents are expected to ensure that the students refer to different History books and/or the internet to write the project. This project should be done approximately in 10 to 15 pages in an assignment copy. Students must paste relevant pictures. The project work must be neatly done involving student's creativity.

1. Write about the religious policies founded by Akbar which promoted harmony among different communities and religions.
2. Make a collage showcasing the nine gems of Akbar's court and write their names.
3. The Fatehpur Sikri: Akbar's Dream City
Why was it built and why it was later abandoned?

4. Paste pictures of any one of Akbar's architectural masterpieces explaining the unique features and historical significance of the structure.

SUBJECT-GEOGRAPHY PROJECT

TOPIC: INDUSTRIES

INSTRUCTIONS: Parents are expected to ensure that the students refer to different Geography books and/or the internet to write the project. This project should be done approximately in 10 to 15 pages in an assignment copy. Students must paste relevant pictures. The project work must be neatly done involving student's creativity.

1. Define industries.
2. Make a flowchart to show the types of industries and give two examples of each.
3. Make a picture collage on Mr. Ratan Tata highlighting his contribution and impact in the day-to-day life of people.

SUBJECT-PHYSICS PROJECT

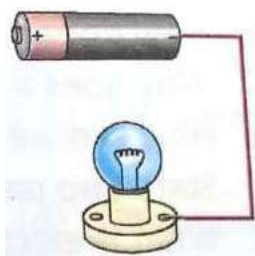
INSTRUCTIONS: Parents are expected to ensure that the students refer to different Physics books and/or the internet to write the project. This project should be done approximately in 10–15 pages in an assignment copy. Students must paste relevant pictures or draw neat labelled diagrams. The project work must be neatly done involving student's creativity.

TOPIC : ELECTRICITY AND MAGNETISM

1. Introduction:
2. Anil has four identical metallic bars on his table. Three out of the four bars are magnetic. One of the magnetic bars has north and south poles marked on it. How will he find out which of the three remaining bars are magnetic? Explain briefly.
3. Collect any 10 materials and classify them as magnetic and non-magnetic substances.
4. Explain the working of an electric bell with the help of a diagram.
5. Prepare a circuit using LED, Cell, Wire and a Switch. Paste it in your assignment notebook. Write the conditions for the current flow in an electric circuit.
6. (A) Identify and explain the working of the symbols used in the electric circuit.



(B) Complete the circuit and label its different parts.



7. Conclusion

SUBJECT -CHEMISTRY PROJECT

Instructions: Parents are expected to ensure that the students refer different Chemistry books and/or the internet to write the project. This project should be done in approximately 8 - 15 pages in an assignment copy or file. Students must paste relevant pictures or draw neat and labelled diagrams. The project work must be neatly done involving the student's creativity.

- 1) What do you understand by AQI? Describe the causes of increasing AQI level. Identify the places with low and high AQI level in India. Paste topic related pictures.
- 2) Explain how the composition of air changes from place to place with reference to the following:
 - a) Altitude
 - b) In depth
 - c) Changing season
 - d) Different regions
- 3) Paste pictures/samples of any five commonly used metals. Collect information regarding their mass number, atomic number, electronic configuration, position in the periodic table, properties etc. Also write their uses.

SUBJECT – BIOLOGY PROJECT

INSTRUCTIONS: Parents are expected to ensure that the students refer to different Biology books and/or the internet to write the project. This project should be done approximately in 10-15 pages in an assignment copy. Students must paste relevant pictures or draw neat, labelled diagrams. The project work must be neatly done involving student's creativity.

TOPIC: ALLERGY

Introduction

Types of allergies

Symptoms and causes of different types of allergies

Prevention, treatment and management of different types of allergies

Asthma:

Types, causes, symptoms, treatment and prevention

SUBJECT – COMPUTER PROJECT

INSTRUCTIONS: Parents are expected to ensure that the students refer to their Computer book and / or the internet to write this project. This project should be done in approximately 8-10 pages in an interleaf assignment copy. Draw / Paste relevant pictures.

TOPIC: COMPUTER VIRUS

- Index
- Acknowledgement

SUB TOPICS:

1. Computer virus
 2. How computer virus spreads?
 3. Precautions to be taken to protect computer system from virus
- Conclusion
 - Bibliography

END