

GIRLS' HIGH SCHOOL & COLLEGE, PRAYAGRAJ

SESSION: 2024-2025

CLASS -8 (A,B,C,D,E,F,G)

HOLIDAY HOMEWORK

Note: Please clearly mention your Name, Class/Section and Admission Number on the projects.

SUBJECT – ENGLISH LANGUAGE PROJECT

INSTRUCTIONS: Parents are expected to ensure that the students use Friday Afternoon Comprehension and Composition book along with their grammar book and/or the internet to write the project. They should use an inter-leaf assignment copy for the project and should be able to finish the assignment within 4-5 pages. Paste relevant pictures. The project work must be neatly done involving student's creativity. Do as instructed in the class.

Book: Friday Afternoon Comprehension and Composition

Question 1: Write a precis in not more than 50 words on any one of the following topics:

1. The Mystery of Language
2. At Home in India
3. Achilles and Roger
4. The Tiger Versus the Leopard
5. Gulliver in Lilliput

Question 2: Draw an interactive flowchart and write atleast three synonyms of the following words:

1. Vague
2. Chuckled
3. Miser
4. Indefinable
5. Mingled

Question 3: Make sentences of your own from the following words:

1. Peculiar
2. Lumbering
3. Vigorously
4. Hysterical

5. Nocturnal

SUBJECT - ENGLISH LITERATURE PROJECT

INSTRUCTIONS: Parents are requested to ensure that students refer to various books or to the Internet to write the project. The students should use an interleaved assignment notebook for writing the project. Each plain sheet should have pictures related to the story and it should be done neatly.

BOOK: Sixteen tales from Shakespeare

CHAPTER: Macbeth

Write and illustrate with pictures the prophecies of the witches and the spirits.

SUBJECT - हिन्दी परियोजना कार्य

निर्देश - अभिभावकों से अपेक्षा की जाती है कि वे यह सुनिश्चित करें कि छात्रा दिए गए निर्देशानुसार ही हिन्दी परियोजना कार्य पूर्ण करे। इसके लिए वह हिन्दी की पुस्तक और इंटरनेट का सहारा ले। यह परियोजना कार्य (Project) एक असाइनमेंट पुस्तिका में लगभग 8-10 पेज में किया जाना चाहिए। छात्राओं को विषय से संबंधित चित्र अवश्य लगाना चाहिए।

1) आभार

2) विषय सूची

क्रम संख्या | पृष्ठ संख्या | विषय वस्तु | दिनांक | हस्ताक्षर।

परियोजना कार्य 01 -

1. एकलव्य की जीवनी का सचित्र वर्णन कीजिए - (i) एकलव्य की जन्मतिथि

(ii) जन्म स्थान

(iii) माता-पिता का नाम

(iv) एकलव्य की जाति

(v) गुरु का नाम

(vi) एकलव्य की मृत्यु

प्रश्न - एकलव्य ने तीर चलाने की उत्तम कुशलता कैसे प्राप्त की? (सचित्र वर्णन कीजिए)

परियोजना कार्य 02 -

1. पत्र - (i) परिभाषा

(ii) पत्रों के प्रकार

(iii) पत्र के अंग

(iv) पत्र लिखने के साधनों का चित्र बनाएं या चिपकाएं

संदर्भित ग्रंथ (Bibliography)

SUBJECT- MATHEMATICS PROJECT

INSTRUCTIONS: Parents are expected to ensure that the child goes through the content and examples given in the textbook to solve the questions given below. The project can be done in an interleaf copy.

TOPIC: CIRCLES

- 1) Explain the following parts of a circle with the help of paper cuttings:
(a) Segment (b) Quadrant (c) Semicircle (d) Sector
- 2) A wire, when bent in the form of a square encloses an area of 196 cm^2 . If the same wire is bent to form a hula-hoop, find the area of this hula-hoop.
[Hint: Area of a circle = πr^2]
- 3) Your mother has made a pizza for you. What is its shape? Draw the similar shape of radius 4.2 cm and calculate the length of its diameter.
- 4) Draw three concentric circles with radii 2.5 cm, 3 cm and 5 cm. Also write about the concentric circles.
- 5) Make a tree with leaves circular in shape using the paper cuttings with radii 1.5 cm, 2 cm, 2.5 cm and 3cm attached to the branches of the tree. Hence, calculate the total area of all the number of leaves you have attached to the tree.

SUBJECT - HISTORY PROJECT

INSTRUCTIONS: Parents are expected to ensure that the students refer to different History books and/or the internet to write the project. This project should be done approximately in 10 to 15 pages in an assignment copy. Students must paste relevant pictures. The project work must be neatly done involving student's creativity.

Transition to the Modern Era

- Title
- Acknowledgement
- Content
- Introduction (Transition to the Modern Era)
- Write short notes on:-
 - Renaissance
 - Reformation
- How did Voyages and discoveries help in trade.
- Make a picture collage of Inventors and their inventions.
- Bibliography

SUBJECT- GEOGRAPHY PROJECT

INSTRUCTIONS: Parents are expected to ensure that the students refer to different Geography books and/or the internet to write the project. This project should be done approximately in 10 to 15 pages in an assignment copy. Students must paste relevant pictures. The project work must be neatly done involving student's creativity.

TOPIC: MIGRATION

- Topic
- Acknowledgement
- Content
- Introduction
- Why does migration take place more in states like Bihar and Uttar Pradesh?
- How did Covid-19 affect the migrants?
- Make a collage by pasting relevant pictures related with the topic
- Bibliography

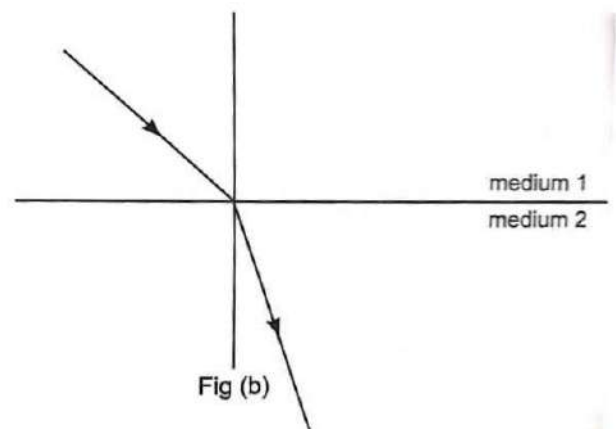
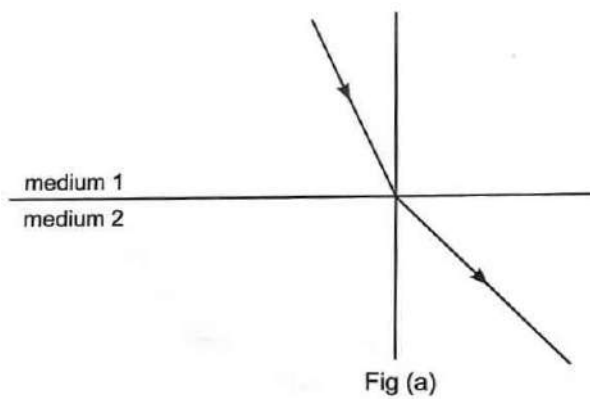
SUBJECT-PHYSICS PROJECT

INSTRUCTIONS: Parents are expected to ensure that the students refer to different Physics books and/or the internet to write the project. This project should be done approximately in

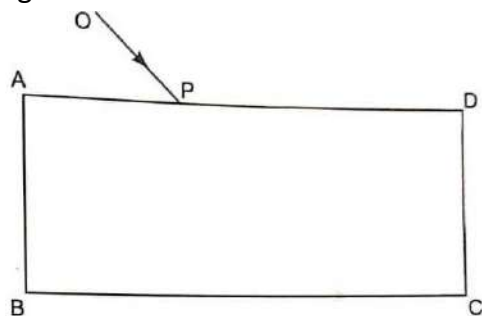
10–15 pages in an assignment copy. Students must paste relevant pictures or draw neat labelled diagrams. The project work must be neatly done involving student’s creativity.

TOPIC : LIGHT ENERGY

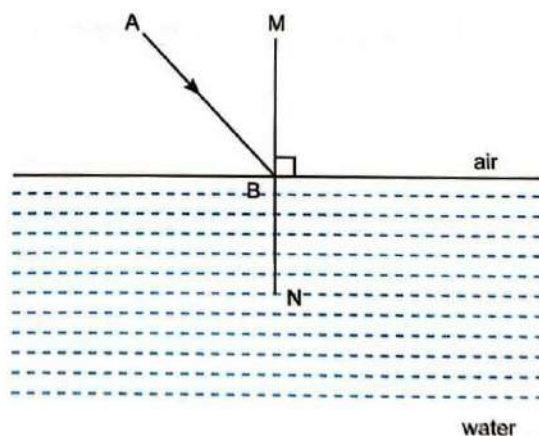
1. Introduction : Light Energy
2. Research and explain why do diamonds shine. Prepare a report based on your observation.
3. Rohan was watching a documentary where it was shown that the people in desert usually see an illusion of a water body like a pool of water in the sand. This phenomenon is termed as mirage. Rohan wonders what could be the reason behind seeing mirage in the hot sunny day in a desert? Help him to understand the reason behind the same.
4. Discuss the various sources of light used in everyday life. Find out about their working. Prepare a report based on your observations.
5. Describe the formation of rainbow in the sky with the help of a labelled diagram.
6. Observe the given diagrams carefully and answer the following questions:
 - (a) In the given diagrams, label the incident ray, the refracted ray, the normal, the angle of incidence and the angle of refraction. Define them in detail.
 - (b) In which of these diagrams is the ray of light moving from an optically rarer medium to an optically denser medium?



(c) Complete the given diagram till the ray emerges out of the glass slab. Also label each ray and angle.



(d) Complete the diagram given below by drawing the refracted ray.



7. Conclusion

SUBJECT - CHEMISTRY PROJECT

INSTRUCTIONS: Parents are expected to ensure that the students refer different Chemistry books and/or the internet to write the project. This project should be done in approximately 10 - 15 pages in an assignment copy or file. Students must paste relevant pictures or draw neat and labelled diagrams. The project work must be neatly done involving the student's creativity.

TOPIC: ELEMENTS, COMPOUNDS AND MIXTURES

SUB-TOPICS:

- Elements: Symbols and names of first 20 elements of the Periodic Table.

- Compounds: Name any five compounds found in your home. Also write their chemical formula using criss-cross method.
- Mixtures: Write a short note on the separation of the following mixtures.
 - Sand and sugar.
 - Alcohol and water.
 - Oil and water.
 - Iodine and common salt.
 - Iron, sulphur and sugar.
 - Different components of black ink and green ink of your sketch pens.

SUBJECT – BIOLOGY PROJECT

INSTRUCTIONS: Parents are expected to ensure that the students refer to different Biology books and / or the internet to write the project. This project should be done approximately in 10 to 15 pages in an assignment copy. Students must paste relevant pictures or draw neat labelled diagrams. The project work must be neatly done involving student's creativity.

CHAPTER 1- TRANSPORT IN PLANTS

TOPIC: METHODS OF TRANSPORT IN UNICELLULAR ORGANISMS AND PLANTS

- Explain the transport system in unicellular organisms with examples.
- Explain the transport system in plants with reference to the three processes:
 - Diffusion
 - Osmosis
 - Active Transport

[Any experiments with their observations and inference can be given wherever required.]

SUBJECT – COMPUTER PROJECT

INSTRUCTIONS: Parents are expected to ensure that the students refer to their Computer book and / or the internet to write this project. This project should be done in approximately 8-10 pages in an interleaf assignment copy. Draw / Paste relevant pictures.

TOPIC: CHARTS IN EXCEL

SUB TOPICS:

1. Types of chart in MS Excel.
2. Components of a chart in MS Excel.

END