

GIRLS' HIGH SCHOOL & COLLEGE, PRAYAGRAJ

SESSION:2023-2024

CLASS -7 (A,B,C,D,E,F)

HOLIDAY HOMEWORK

Note: Please clearly mention your Name, Class/Section and Admission Number on the projects.

SUBJECT – ENGLISH LANGUAGE PROJECT

INSTRUCTIONS: Use an inter-leaf assignment copy. Students are expected to get a print out of the crossword puzzle given and paste it in the assignment copy and fill words in it. Students should be able to finish the assignment within 4-5 pages. Paste relevant pictures. Do as instructed in the class.

TOPIC 1: INFORMAL LETTER

QUESTION 1: Write a letter to a close friend, sharing your thoughts and feelings about a recent life decision or dilemma you are facing.

TOPIC 2: COMPREHENSION

QUESTION 1: Make sentences of your own from the following words:

1. Brumble
2. Hovered
3. Inscription
4. Bottleneck
5. Revelation

QUESTION 2: Solve the crossword puzzle on parts of speech based on the instructions given:

Across

4: Names a person, place or thing

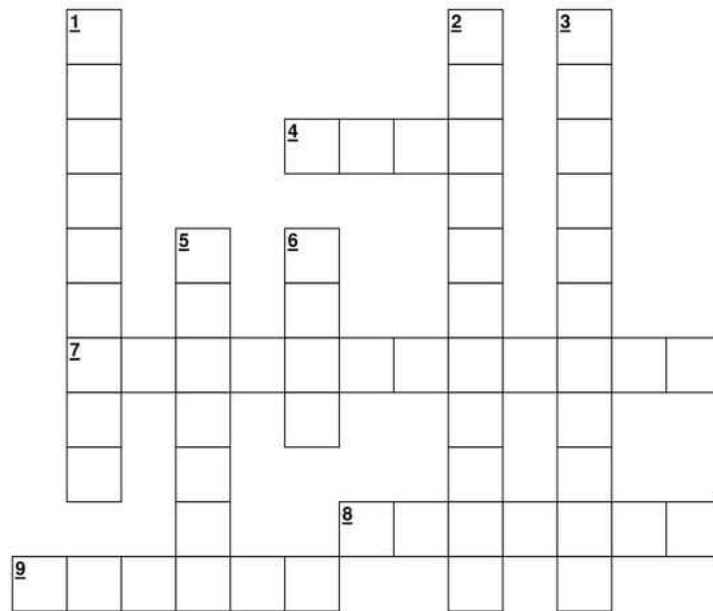
7: A short exclamation

8: Substitutes a noun or a noun phrase to show another name for a person, place or thing

9: The part of speech that changes a verb, adjective or adverb

Down

- 1: Describes a noun
- 2: A word that joins two parts of a sentence
- 3: A word that connects a noun or pronoun to another word in the sentence
- 5: A word that is put next to a noun
- 6: An action word



SUBJECT - ENGLISH LITERATURE PROJECT

INSTRUCTIONS:

- The students should use an interleaf assignment notebook for writing the project.

PROJECT: 1. The Cloud

2. No Men Are Foreign

3. On Killing A Tree

Write about the poet and the summary of the poem in not more than 150 words. Draw illustrations related to it.

SUBJECT - हिन्दी परियोजना कार्य

निर्देश – अभिभावकों से अपेक्षा की जाती है कि वे यह सुनिश्चित करें कि छात्रा दिए गए निर्देशानुसार ही हिन्दी परियोजना कार्य पूर्ण करे। इसके लिए वह हिन्दी की पुस्तक और इंटरनेट का सहारा ले। यह परियोजना कार्य (Project) एक असाइनमेंट पुस्तिका में लगभग 8- 10 पेज में किया जाना चाहिए। छात्राओं को विषय से संबंधित चित्र अवश्य लगाना चाहिए।

1) आभार

2) विषय सूची

क्रम संख्या। पृष्ठ संख्या। विषय वस्तु। दिनांक। हस्ताक्षर।

3) विषय वस्तु

परियोजना कार्य 1 –

(i) रहीम जी का जीवन परिचय। (सारिणी/तालिका द्वारा)

उदाहरण -

नाम	संत रहीमदास
जन्म	

जन्म स्थान	
नागरिकता	
माता का नाम	
पिता का नाम	

(ii)रहीमजी के दस दोहे (चित्रसहित) लिखिए, जो आपकी पाठ्य-पुस्तक में न हो।

परियोजना कार्य 2 –

(i) समाचार पत्रों से लाभ (निबंध) -

(1)प्रस्तावना

(2)इतिहास

(3)समाचार पत्रों के प्रकार -

- अंतरराष्ट्रीय समाचार पत्र
- राष्ट्रीय समाचार पत्र
- क्षेत्रीय समाचार पत्र
- शहरी समाचार पत्र

(4)समाचार पत्रों की उपयोगिता/लाभ

(5)समाचार पत्रों की कमियाँ

(6) आधुनिक समाचार पत्रों एवं बदलाव

Note – समाचार पत्रिकाओं का संयोजन (collage) बनाएं।

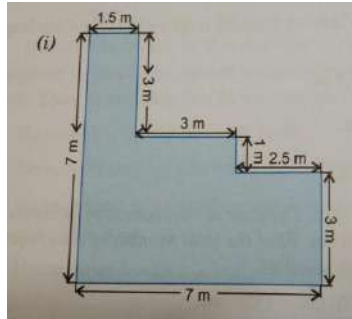
संदर्भित ग्रंथ (Bibliography)

SUBJECT- MATHEMATICS PROJECT

INSTRUCTIONS: Parents are expected to ensure that the child goes through the content and examples given in the textbook to solve the questions given below. The project can be done in an interleaved copy.

TOPIC: PERIMETER AND AREA

- 1) Make the figures with the help of coloured papers using the following dimensions and paste in the assignment copy.
 - a) a square of side =5.5cm
 - b) a rectangle of length=6.2cm and breadth=5cm
 - c) an equilateral triangle of each side=4cm
 - d) a circle of radius=2.8cm
- 2) How do we use the perimeter and area in our real life? Give two examples.
- 3) A rectangular lawn 76 m long and 54 m broad has two cross roads, one 1.5 m wide, running parallel to its length and the other 2 metre wide, running parallel to its breadth. Find the cost of constructing these roads at Rs 216 per sq m.
- 4) A wire, when bent in the form of a square, encloses an area of 484sqcm.
Find:
 - a) the side of the square
 - b) the length of the wire, and
 - c) the largest area enclosed, if the same wire is bent to form a circle.
- 5) Find the area and perimeter of the shaded part in the figure.



SUBJECT - HISTORY PROJECT

INSTRUCTIONS –Parents please ensure that your child refers to any history book or internet to complete this project. She can use any assignment notebook or file to complete her project.

1. Topic – The Vijayanagar and Bahmani Kingdoms.
2. Acknowledgement.
3. With the help of timeline show the dynasties that ruled the Vijayanagar Empire.
 - (a) Sangama dynasty
 - (b) Saluva dynasty
 - (c) Tuluva dynasty
 - (d) Aravidu dynasty
4. On separate maps show the extent of the empires of these dynasties.
5. Case study of Krishnadeva Raya (In 8 to 10 lines).
6. Picture collage of Krishnadeva Raya.
7. With the help of timeline show the five sultanates that ruled the Bahmani Kingdom.
 - Bijapur, • Golconda, • Ahmadnagar,
 - Bidar, • Berar.
8. On separate maps show the extent of the empires of these sultanates.
9. Case study of Mahmud Gawan (In 8 to 10 lines).
11. Picture collage of Mahmud Gawan.
12. Bibliography.

SUBJECT-GEOGRAPHY PROJECT

INSTRUCTIONS –Parents please ensure that your child refers to any Geography book or internet to complete this project. She can use any assignment notebook or file to complete her project.

1. Topic – Energy and Power Resources.
2. Acknowledgement
3. Write in brief about the following Power Resources:
 - (a) Solar Energy

(b) Hydroelectricity

(c) Wind Energy

4. Highlight the places where they are installed in India on three separate maps. (at least 8-10 spots)

5. Bibliography.

SUBJECT-PHYSICS PROJECT

INSTRUCTIONS: Parents are expected to ensure the students refer to different Physics books and/or the internet to write the project. This project should be done in approximately 10-12 pages in an assignment copy. Students must paste relevant pictures or draw neat labelled diagrams. The project work must be neatly done involving the student's creativity.

TOPIC – SOUND

SUB-TOPICS:

1. If you are going to the space with your friends why can't you have a chat with your friends. Discuss.
2. Stick strings of different thickness and discuss how pitch depends on thickness.
3. Write about any two devices/machines that work on sound waves and also explain their working.
4. Stick any five sound proof material in your assignment copy.
5. Sound is heard 4 seconds later than the lightning is seen in the sky on a rainy day. Given speed of a sound to be 346 m/sec, find the distance of the location of lightning.

SUBJECT -CHEMISTRY PROJECT

INSTRUCTIONS: Parents are expected to ensure that the students refer different Chemistry books and/or the internet to write the project. This project should be done in approximately 8 - 15 pages in an assignment copy or file. Students must paste relevant pictures or draw neat and labelled diagrams. The project work must be neatly done involving the student's creativity.

TOPIC: ATOMIC STRUCTURE

SUB-TOPICS:

- Introduction
- Orbit diagram of any five elements with details
- Diagrammatic representation of molecules of elements and compounds
- Important features of Modern Periodic Table

SUBJECT – BIOLOGY PROJECT

INSTRUCTIONS – Students should refer different biology books and / or the internet to write the project. The project should be done in approximately 10 – 15 pages in an assignment copy.

TOPIC – EXCRETORY SYSTEM

- Introduction.
- Different organs of the excretory system and their functions.
- Disorders of the excretory system.
- Symptoms.
- Prevention and cure.

Paste or draw pictures related to the topic.

SUBJECT – COMPUTER PROJECT

INSTRUCTIONS: Parents are expected to ensure that the students refer to any Computer book and /or the internet to write this project. This project should be done in approximately 8-10 pages in an interleaf assignment copy.

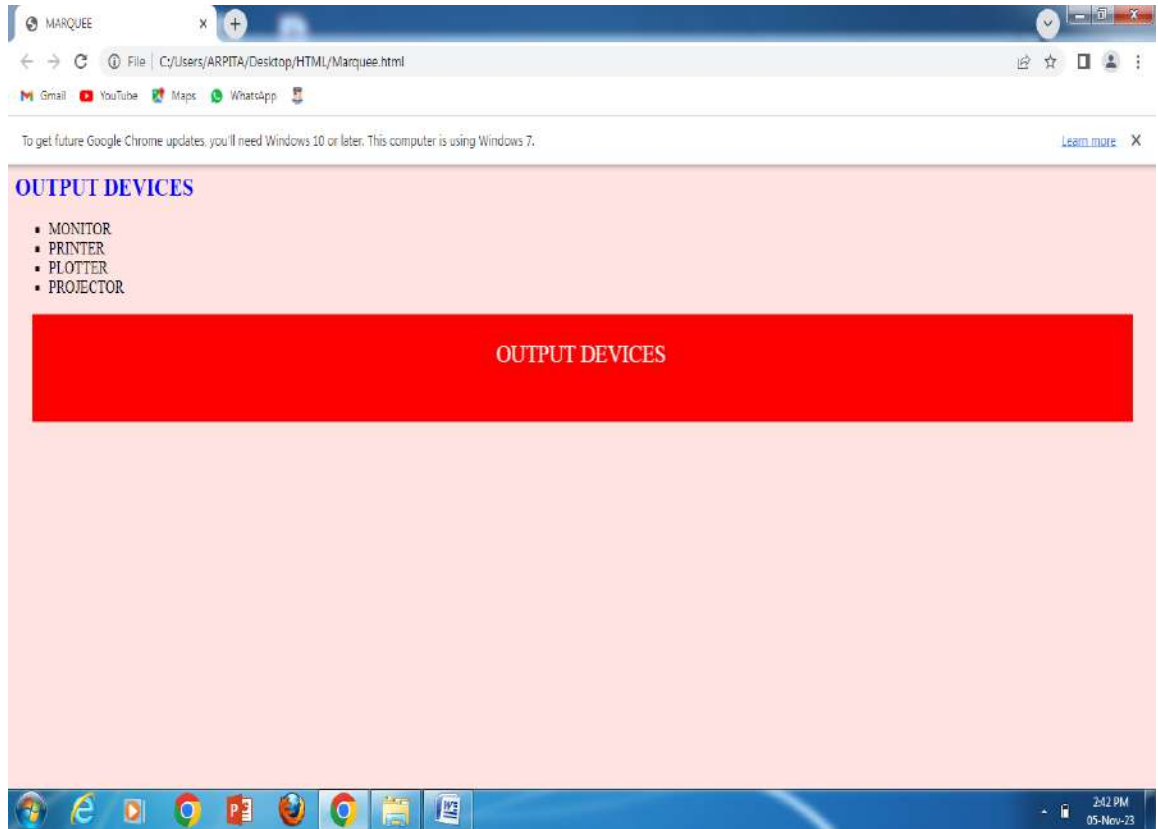
TOPIC: LISTS, TABLES AND IMAGES IN HTML

SUB TOPICS:

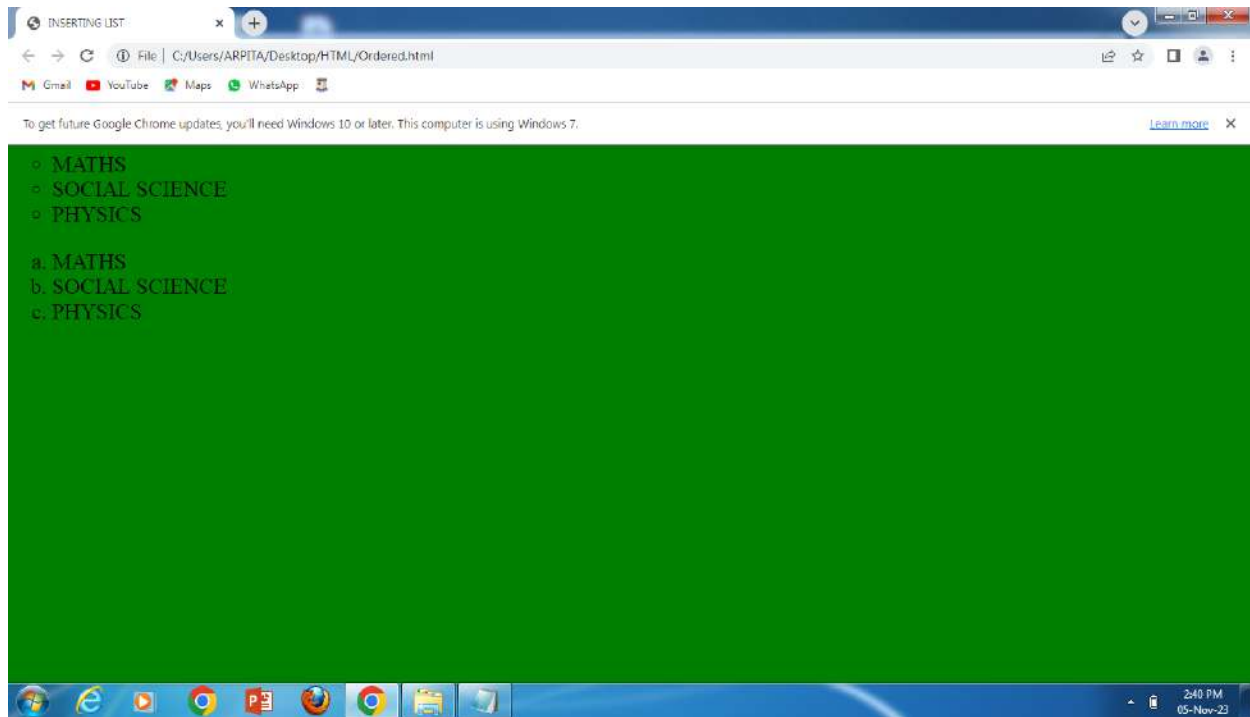
1. Explain the basic structure of an HTML document (program).

2. HTML PROGRAMS

- (a) Write an HTML program to show the use of <MARQUEE> tag. A sample output is given below:



- (b) Write an HTML program to display an unordered and ordered list on a web page.
A sample output is given below:



END