

**Girls' High School and College,  
Prayagraj  
Session-(2020-21)  
Work Sheet No- 4  
Class- 1(A-F)  
Subject –ART**

**INSTRUCTIONS:-**

- 1).** Parents are instructed to ensure that your ward understands the following steps carefully and practices drawing and colouring the vegetables according to the steps given below.
- 2).** The child should complete Page nos :- **3,4,5,6,7,8 and 9** in the Little Artist Art Book with crayons.

**Topic -2- Vegetables**



**Dark Green**



**Orange**



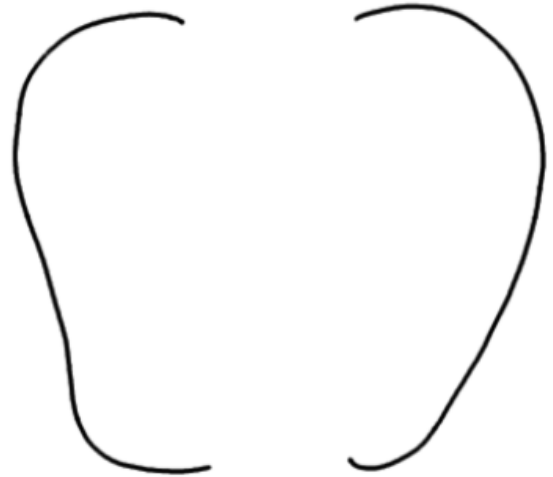
**Light Green**

# A Capsicum

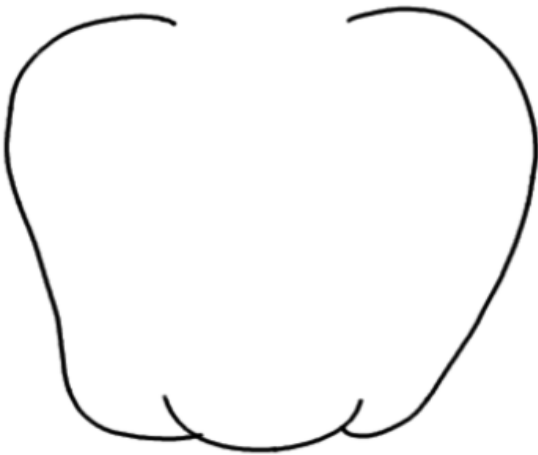
**Step- 1**




**Step- 2**




**Step- 3**




**Step- 4**




**Step-5**




**Step-6**




**Step-7**



**Step-8**

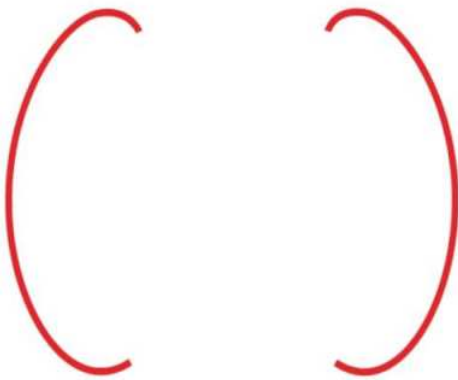


Step- 9

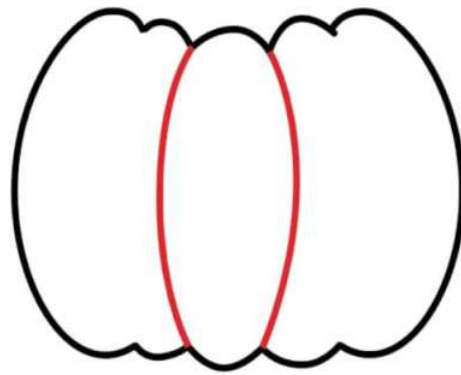


A Pumpkin

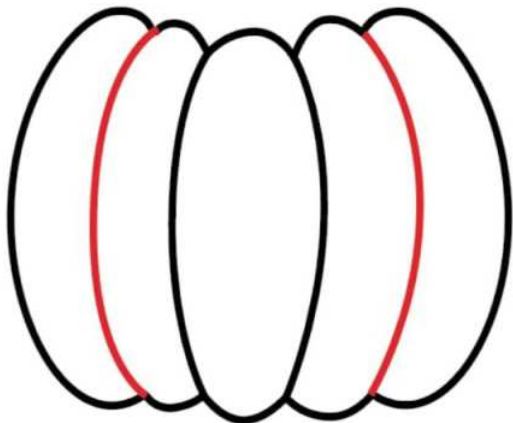
Step- 1



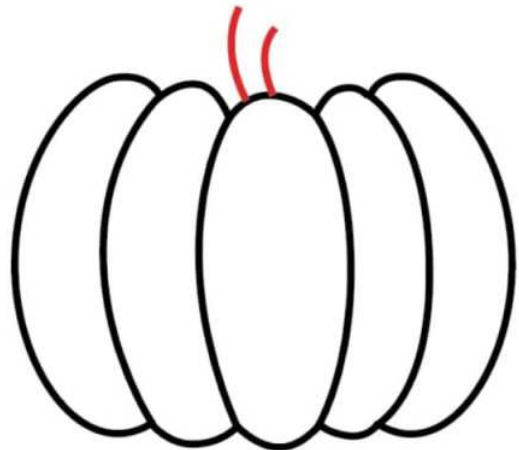
Step- 2




Step- 3




Step- 4



Step-5



Step- 6



Step-7



Step- 8



NOTE :- This completes the syllabus of the First Term.