

GIRLS' HIGH SCHOOL & COLLEGE, PRAYAGRAJ
WORKSHEET No. 3
SESSION 2020 – 2021
CLASS 5 A To F
LESSON- Different Patterns in Objects

INSTRUCTION -Parents please ensure that your ward does the following work in their ART FILE. If a new ART FILE is not available, then the work can be done in the old ART FILE or on a plain sheet of paper.

Pattern

A pattern is a design in which lines, shapes, forms or colours are repeated. The part that is repeated is called a motif. Patterns can be regular or irregular.

What is a pattern?

Patterns are all around us, in nature as well as in art and design.

We see patterns where shapes, lines or colours are repeated. How complicated a pattern is depends on what is repeated and the way in which it is repeated.

Some patterns which you find in nature



Jaguar



Cracked earth





Succulent



Water

SOME MORE EXAMPLES OF PATTERNS






cross-hatch



horizontal lines



circles in lines




broken cross-hatch



broken lines



rough vertical lines




cross hatch



0.8mm dots



diagonal lines



0.8 0.4 0.2



slanted broken lines



wood effect



circular scribbles




alternating lines



shading - 0.8mm




varying width




patchwork




close spots



dandelion effect



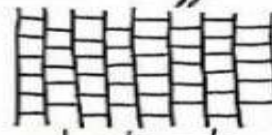
squiggles



Loopy lines



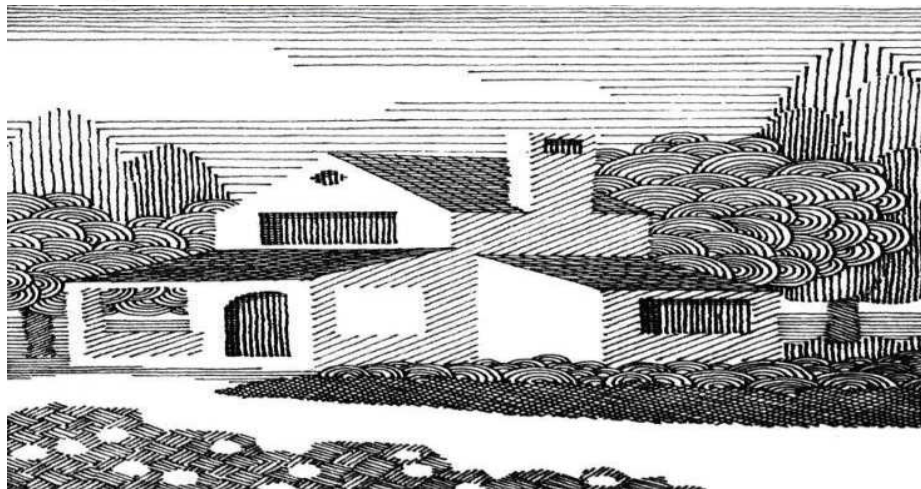
loose waves



brickwork



scribbled zigzag



A. FILL IN THE BLANKS

1. The part that is repeated is called _____.
2. _____ can be regular or irregular.
3. Pattern is all around _____.
4. You can find pattern in _____.
5. Patterns can be _____ forms of lines.

B. What is a pattern?

C. Draw different patterns in – **(a)** Leaf **(b)** Flower

Please complete the following pages from the Little Artist Art book(when it will be available) Page Numbers:- 3,4,5,6,7,20 and 21.

END