

GIRLS' HIGH SCHOOL & COLLEGE , PRAYAGRAJ.

WORKSHEET NO. 3

SESSION : 2020 – 21

CLASS : 3 ( A to F )

SUBJECT : ART

TOPICS : 3. PRIMARY COLOURS

4. SECONDARY COLOURS


Instructions : 1. Parents must help the child to recognise the primary and secondary colours with their differences.

2. The child must draw and colour the circles with one example of each colour below it.

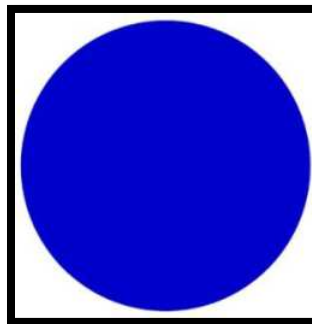
Topic : 3 - Primary Colours

Primary colours are those which cannot be created by mixing other colours. Red , Blue and Yellow are the primary colours.



Red



Blue




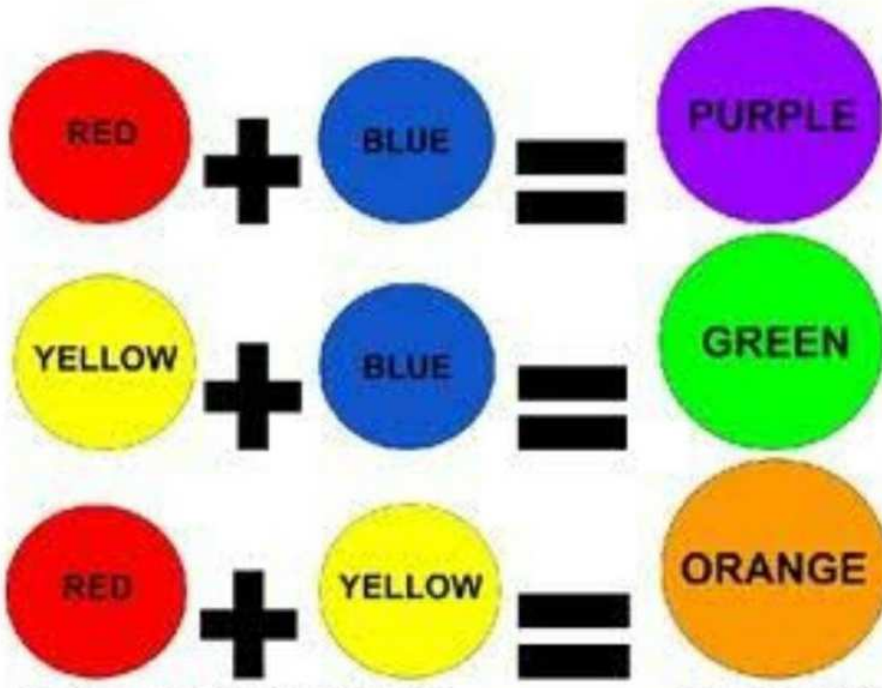
Yellow



Topic : 4 - Secondary Colours

( Instruction : Draw and colour the secondary colours with any one example of each colour. )

Secondary colours are created by mixing the equal parts of any two primary colours. Purple , Green and Orange are the secondary colours.



Questionnaire :-

1. Red is a primary colour. \_\_\_\_\_ ( Yes / No )
2. By mixing red and yellow , we get the \_\_\_\_\_ colour.
3. A blueberry is green in colour. \_\_\_\_\_ ( True / False )
4. We get the purple colour by mixing red and \_\_\_\_\_.
5. Leaves are \_\_\_\_\_ in colour.

---

END