

**GIRLS' HIGH SCHOOL & COLLEGE, PRAYAGRAJ**

**WORKSHEET NO - 6**

**SESSION (2020-2021)**

**CLASS 1(A-F)**

**SUBJECT-COMPUTER**

**Ch:3- PARTS OF A COMPUTER**

**Instructions -**

1. Parents are requested to help the child in revising the lesson ' Parts of a Computer ' given in worksheet no. 3 and 4.
2. Parents should help the child to complete the exercises given below.

**Exercise 1. Fill in the blanks:**

1. \_\_\_\_\_ is the brain of a computer.
2. We can type alphabets or numbers using the \_\_\_\_\_.
3. A \_\_\_\_\_ is used to take a printout on paper.
4. \_\_\_\_\_ are worn over the ears.




**Exercise 2. State True or False:**

1. A monitor shows the work that we do on a computer.
2. You can watch stories on the CPU.
3. A Keyboard is used to draw pictures.
4. Speakers come in pairs.

**Exercise 3. Answer in one word:**

1. What is used to type letters, numbers or words?
2. Which part of a computer helps us to draw pictures?
3. Name the device that is worn over the ears to listen to music.
4. Which device helps in reading text or pictures printed on a paper?

**Exercise 4.** Un – jumble the words and match them with pictures:

SOU ME	
TONMIOR	
TRIPNRE	
PUC	
YEBKRDAO	

**Exercise 5.** Draw and colour : A MOUSE

End

2/2