

SESSION - 2020-2021

NURSERY

classmate

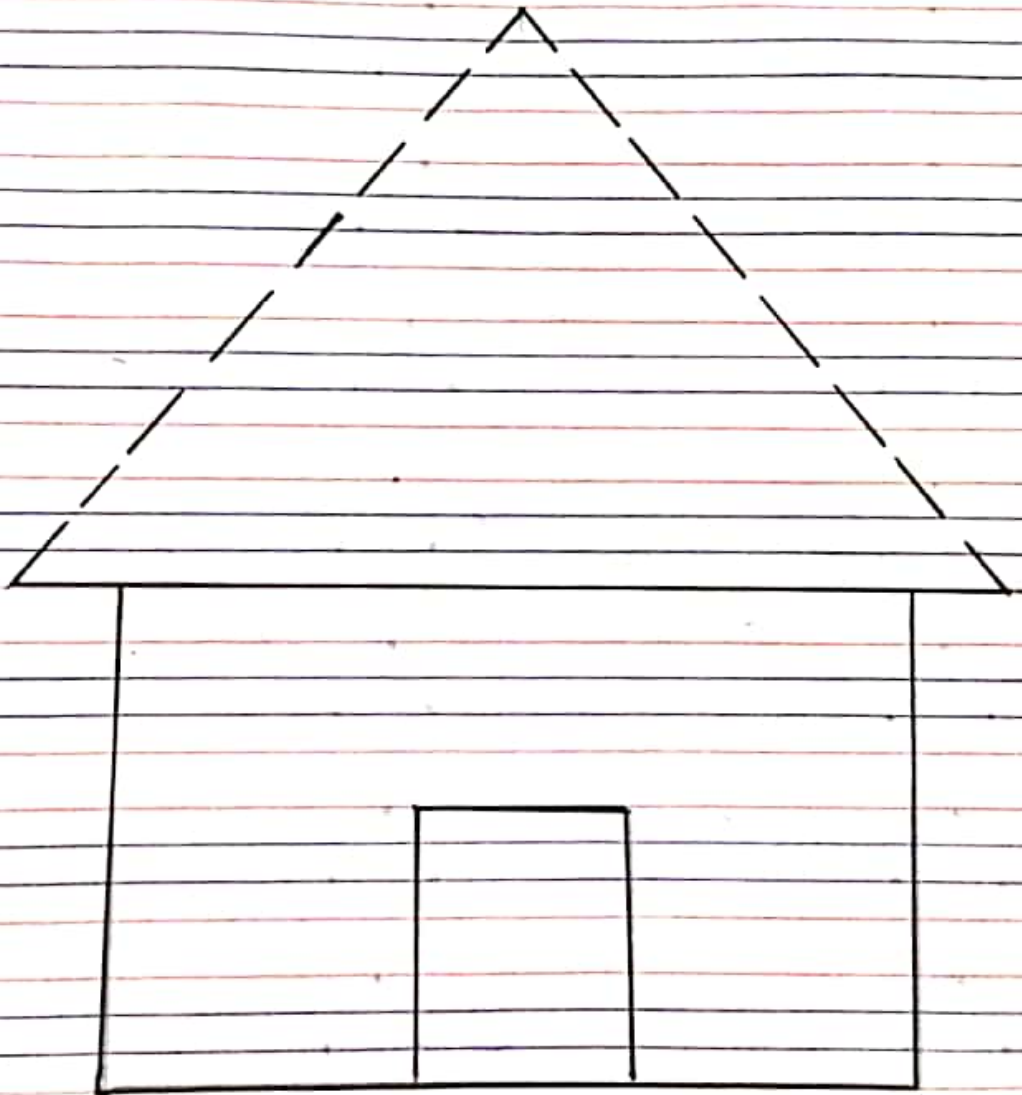
Date _____

Page _____

ENGLISH WORKSHEET - 5

1. Let the child hold the pencil and join the dots to make up and down strokes.

Up AND Down STROKES



①

2.

△


△

△

Handwriting practice section consisting of 15 sets of four-line guides. Each set contains a solid top line, a dashed middle line, a solid bottom line, and a red baseline. Each set includes a starting dot on the middle line and a small triangle on the bottom line to indicate the stroke direction for writing the number 2.

②

3 Let the child recognize the picture
and fill in the right colour.



③

4

LEARN PHONETICS

A TO F

A

SAYS

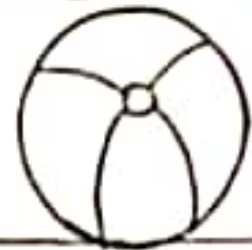
ऐ



B

SAYS

ब



C

SAYS

क



D

SAYS

ड



E

SAYS


इ



F

SAYS

फ



④