

GIRLS' HIGH SCHOOL & COLLEGE, PRAYAGRAJ.

Worksheet No. : 1

Class : 3 (A to F)

Session : 2020 – 21

Subject : Art

Topic : Lines

Instructions : Parents must guide the child in understanding and drawing the lines with pencil only.

Introduction- A line in art is defined as a point moving through space. Lines are used to create shape , pattern , texture , space and movement .

Types of Lines :

1. Hills :



2. Dots :



3. Zig – zag :




4. Dashes :



5. Clouds :



6. Castle :



7. Mouse ears :



8. Swirls :



9. Wavy :



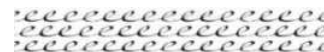
10. Lightning :



11. Chain :



12. Loops :




Questionnaire :


1. Shapes and patterns can be created through lines. (True / False)
2. Name the type of line :



3. Draw chain - _____ .
4. Identify the line :



5. Draw a butterfly using different types of lines with pencil only.



END