

GIRLS' HIGH SCHOOL & COLLEGE , PRAYAGRAJ .

WORKSHEET NO. : 2

SESSION : 2020 – 21

CLASS : 3 (A to F)

SUBJECT : ART

TOPIC : SHAPES

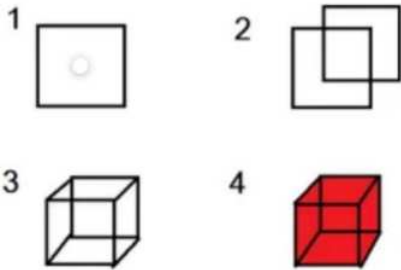
Instructions :

1. Parents must guide the child to draw the shapes as per given steps.
2. Parents will help the child to draw the shapes with one example of each .

A . Draw the shapes with any one example of each .

1. Cube :

Instruction : The child can follow - Step 1 then 2 , 3 and 4 , then she will be able to easily draw the cube .



Examples of Cube :

Dice



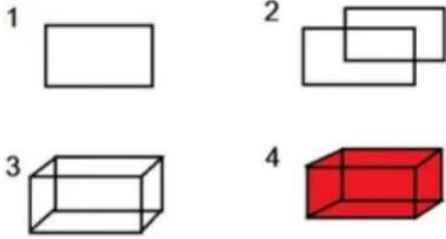
Blocks



Ice cubes



2. Cuboid :



Examples of Cuboid :

Book



Shoe boxes

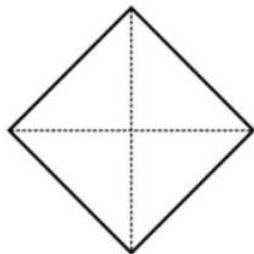


Pencil box




3. Rhombus :

(Instruction : The child must draw the dotted lines and then join it .)



Examples of Rhombus :

Road signs



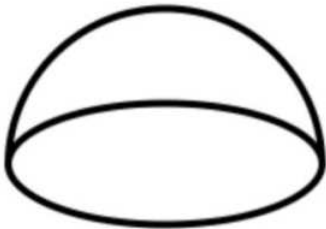
Kite



Finger ring



4. Hemisphere :



Examples of Hemisphere :

Watermelon



Bowl

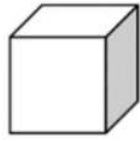


Mushrooms



B. Questionnaire :

1. Name the shape . _____



2. Give one example of cuboid . _____

3. Write the name of the shape given below . _____



4. Is the shape given below a rhombus ? (Yes / No)



END