

**GIRLS' HIGH SCHOOL AND COLLEGE,**  
**PRAYAGRAJ.**  
**WORKSHEET NO. 2**  
**SESSION- (2020-2021)**  
**CLASS -(2A- 2 F)**  
**SUBJECT -ENVIRONMENTAL EDUCATION**  
**LESSON – SAFETY RULES**

**Instructions to the parents:**

**We are continuing the first lesson (Safety Rules).  
The parents are requested to help the child revise  
the first worksheet of this lesson and then explain  
the second part in worksheet 2.**

Some more safety rules that you should follow-

**While playing:**

- Play in the park or in the playground.
- Always play safe games.
- Do not stand in front of the swings.

- Do not jump off the seesaw.

### **While swimming:**

- Do not go alone for a swim.
- Use a swimming tube while learning to swim.
- Always take a bath after a swim.

### **At School:**

- Do not jump on the benches.



- Do not push anybody.
- Do not run up or down the stairs.

## **First aid:**

- First aid is the immediate treatment given to a person who gets hurt.
- If someone gets hurt, you must inform your elders.
- If you are at home, inform your parents or elder brother or sister.
- If you are at school, inform your teacher.

**NOTE- Parents are requested to show the audio-video presentation of the safety rules to the child by clicking on the following site-**

**<https://youtu.be/CqH2QYt6oOc>**

**It will help the child understand the safety rules mentioned in the lesson.**

**Note- Parents are instructed to make the child read and learn the answers.**

## **SHORT QUESTIONS:-**

**Q 1.** What should we do after a swim?

**Ans.** We should always take a bath after a swim.

**Q 2.** Where should we follow the safety rules?

**Ans.** We should follow the safety rules while playing, swimming and at school.

**Q 3.** What is first aid?

**Ans.** First aid is the immediate treatment given to a person who gets hurt.

**Q 4,** Whom should you inform if someone gets hurt at home?

**Ans.** If someone gets hurt at home ,we must inform our parents or elder brother or sister.

**Note- Parents should make the child do the exercises below.**




## **EXERCISES**

**Exercise 1: Answer in one word:**

- 1) Where should we play games?
- 2) What should we use while learning to swim?
- 3) We should go alone for a swim. (Yes/No)
- 4) Whom should we inform if someone gets hurt at school?
- 5) What kind of games should we play?

**Exercise 2:**

Match the road signs with what they stand for.

1. 	a. No horn
2. 	b. Speedbreaker
3. 	c. No parking