

GIRLS' HIGH SCHOOL & COLLEGE, PRAYAGRAJ

WORKSHEET NO. 2

SESSION 2020-21

CLASS 2 (A-F)

SUBJECT- ART

TOPIC- SHAPES AND LINES

INSTRUCTIONS –


1. We have done the Flat Shapes in worksheet 1, revise them.

2. Parents to help the child to know, draw and colour the shapes and lines.

2. SOLID SHAPES

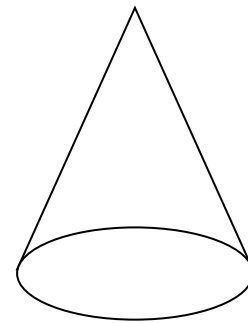
We will be doing 3 solid shapes. They are:-

a. SPHERE



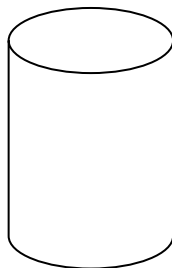
EXAMPLE- A BALL

b. CONE



EXAMPLE- A BIRTHDAY CAP

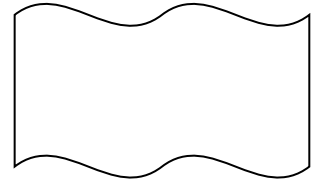
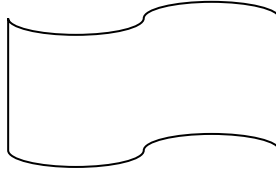

c. CYLINDRICAL



EXAMPLE- A COLD DRINK CAN

3.CURVY SHAPES

A few curvy shapes are-



DIFFERENT TYPES OF LINES

We will be doing 5 different types of lines. They are:-

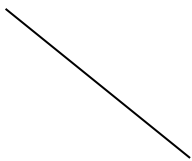
a. HORIZONTAL LINE




b. VERTICAL LINE



c . DIAGONAL LINE



d. CURVE



e . ZIG-ZAG



END